



# EC-DuctMaker

## SHEET METAL CUTTING SOFTWARE

Take control of your sheet metal fabrication with EC-DuctMaker, a fully-featured CAM manufacturing solution. With highly flexible operation, CAD interoperability, and a networked database implementation, EC-DuctMaker empowers you and your shop to tackle any collaborative fitting and manufacturing project with efficiency and ease. Featuring an easy to learn and easy to use interface, EC-DuctMaker streamlines your fabrication.

### INDUSTRY STANDARDS - AND MORE

With EC-DuctMaker, you're prepared for any job. Industry standard manufacturer default dimensions, allowances, and specifications for gauges, connectors, and more are built right into the software. EC-DuctMaker's easy customization and personalization to any shops standards means EC-DuctMaker can be adapted to how your shop operates – while still being compatible with industry benchmarks.

### YOUR SHOP. YOUR RULES.

Set your preferred design rules, fittings settings, shop policies, sheet parameters, and more with EC-DuctMaker. The software is fully automated to accommodate how you do business, so you can trust once you've set it up it will get the job done right.

### INTEROPERABLE. COMPATIBLE.SIMPLE.

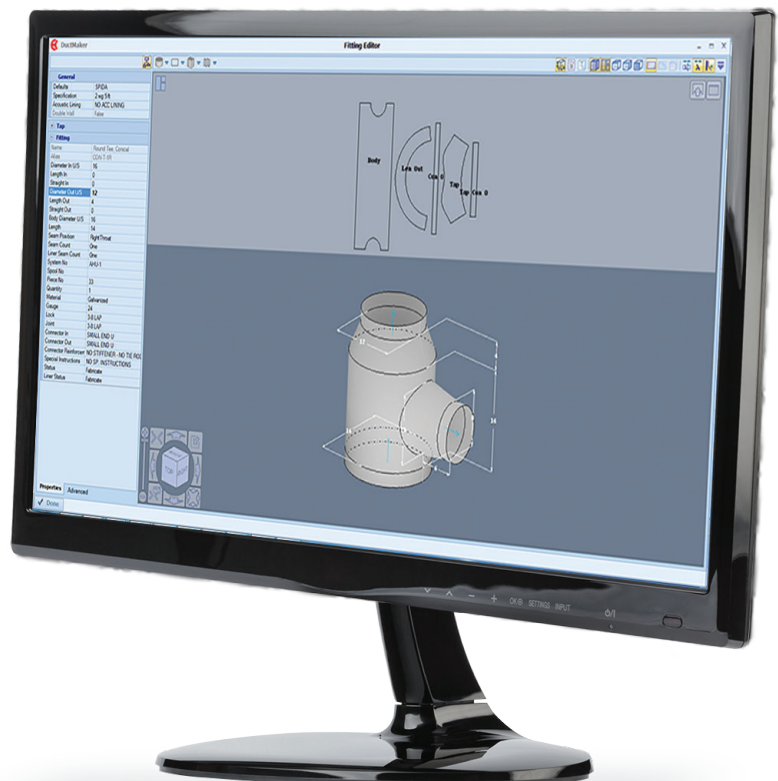
EC-DuctMaker is built to work with AutoCAD MEP and EC-CAD, it can accept drawings to simplify interoperation, sharing the same library of fittings, rule sets, and dimensioning behaviors. This means your project team can go from design to fabrication with a minimum of hassle.

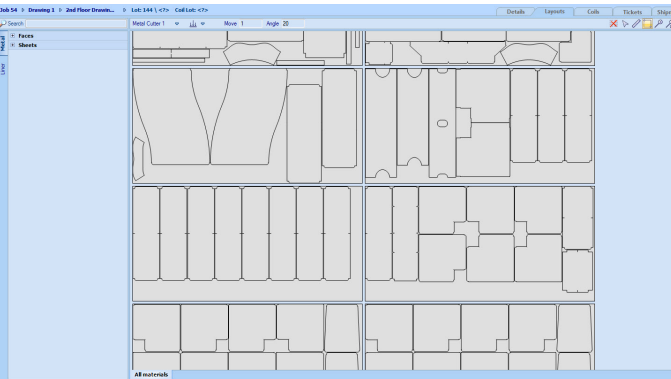
### NESTING MADE EASY

EC-DuctMaker helps you reduce waste with efficient prefabrication layouts. The powerful Layout Editor allows you to drag, drop, and rotate fittings, perform collision checking to prevent overlap, and lock the design to prevent unwanted changes.

## Benefits

- ▶ Shared database with EC-CAD
- ▶ Reduce shop waste with Layout Editor





## SYSTEM REQUIREMENTS

### WORKSTATION:

- ▶ PROCESSOR: 2.8GHz Intel® Core™ i7 compatible processor with Hyper-Threading
- ▶ RAM: 8GB RAM or higher
- ▶ STORAGE: 2.3 GB free disk space for installation
- ▶ OPERATING SYSTEM: Windows® 8 Professional 64-bit or Windows® 7 Professional 64-bit
- ▶ VIDEO CARD: Autodesk®- certified graphics hardware
- ▶ MONITOR: 1280 X 1024 resolution true color

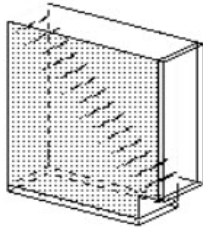
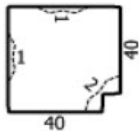
JOB: Job 54  
 DRAWING: Drawing 1  
 PICKOFF: 2nd Floor Drawing WITH Out PIPE-00  
 BATCH ID: 144  
 SHEET #: 3

SYSTEM #: AHU-1  
 PRESSURE: 2 wg 5 ft

MATERIAL: Galvanized 22  
 Rectangular Square Elbow  
**Cheek 1**

# 022

Connector 2  
 TDC  
 40.00x16.00



Rad 1 = 0.00  
 Ang 1 = 90.00

SM PITTS

Connector 1  
 TDC  
 40.00x16.00

NO SP. INSTRUCTIONS

NORTH AMERICA  
 Trimble Navigation Limited  
 10368 Westmoor Drive  
 Westminster CO 80021  
 USA